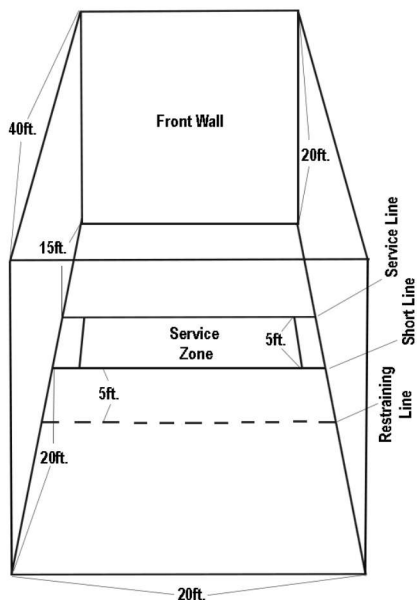


Four-Wall Court



Four-Wall Court Specifications

A. Dimensions.

The court is 20 feet wide, 20 feet high and 40 feet long, with back wall recommended minimum height of 14 feet.

B. Lines and zones.

Handball courts shall be divided and marked on the floors with 2-inch-wide lines. Recommended colors are white or red. The lines shall be marked as follows:

1. Short line.

The short line is parallel to the front and back walls. Its outside edge is 20 feet from the front wall.

2. Service line.

The service line is parallel to the short line and its outside edge is 5 feet in front of the outside of the short line.

3. Service zone.

The service zone is the area between the outer edges of the short and service lines.

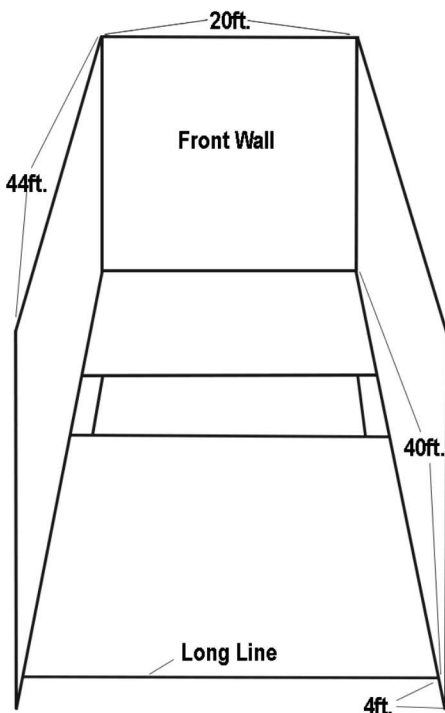
4. Service boxes.

A service box is located at each end of the service zone by lines whose outside measurements are 18 inches from and parallel to each side wall.

5. Receiver's restraining lines.

Five feet back of the outside edge of the short line, lines should be marked on the floor extending 6 inches from the side wall. These lines are parallel to the short line.

Three-Wall Court



Three-Wall Court Specifications

A. Dimensions.

The court is 20 feet wide, 20 feet high and 40 feet long.

B. Lines and zones.

Handball courts shall be divided and marked on the floors with 2-inch-wide lines. Recommended colors are white or red. The lines shall be marked as follows:

1. Short line.

The short line is parallel to the front and back walls. Its outside edge is 20 feet from the front wall.

2. Service line.

The service line is parallel to the short line and its outside edge is 5 feet in front of the outside of the short line.

3. Service zone.

The service zone is the area between the outer edges of the short and service lines.

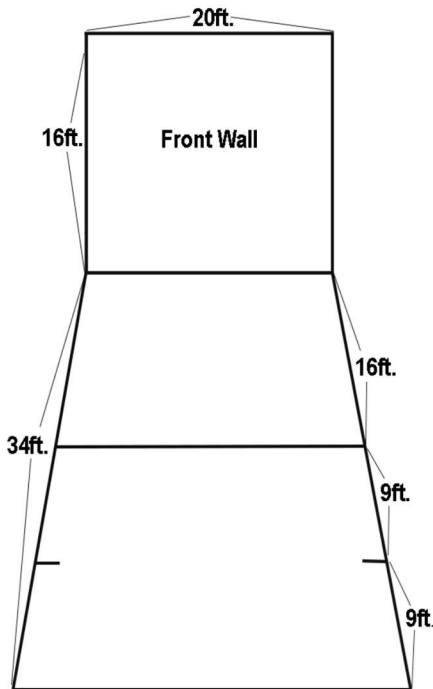
4. Service boxes.

A service box is located at each end of the service zone by lines whose outside measurements are 18 inches from and parallel to each side wall.

5. Receiver's restraining lines.

Five feet back of the outside edge of the short line, lines should be marked on the floor extending 6 inches from the side wall. These lines are parallel to the short line.

One-Wall Court



One-Wall Court Specifications

- 1. Wall.** The wall shall be 20 feet wide from the outside edge of one side line to the outside edge of the other side line, and 16 feet high, including any top line.
- 2. Floor.** The floor shall be 20 feet wide from the outside edges of the side lines. It shall be 34 feet from the wall to the outside edge of the long line. The side lines should extend at least three feet beyond the long line. There should also be a minimum of at least six feet, but ideally 20 feet, of floor beyond each side line as well as 16 feet beyond the long line to allow for playing space.
- 3. Short line.** The short line runs parallel to the wall with the back edge of the line 16 feet from the wall.
- 4. Service markers.** There shall be service markers, lines of at least six inches in length extending inward from the side lines, parallel with the short and long lines and located midway between them. The imaginary extension of these lines across the court indicates the service line.
- 5. Serving zone.** The serving zone is the floor area inside and including the short, service and side lines.
- 6. Receiving zone.** The receiving zone is the floor area beyond the short line, inside and including the side and long lines.
- 7. Playing zone.** The playing zone is the floor area between the front wall and the outside edges of the side and long lines.
- 8. Wall edge.** The top edge of the wall, if any, is not part of the court. A ball striking the top edge is an out.